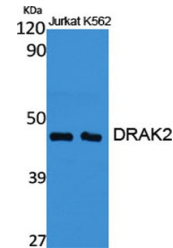



Product Datasheet

DRAK2 antibody (orb765074)

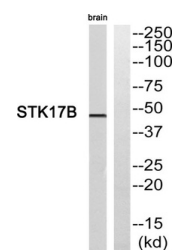
Description	Rabbit polyclonal antibody to DRAK2
Species/Host	Rabbit
Reactivity	Human, Mouse, Rat
Conjugation	Unconjugated
Tested Applications	ELISA, IHC-P, WB
Immunogen	The antiserum was produced against synthesized peptide derived from human STK17B. AA range:251-300
Preservatives	PBS with 0.02% sodium azide and 50% glycerol pH 7.4.
Concentration	1 mg/ml
Storage	Store at -20°C. Avoid repeated freeze-thaw cycles.
Note	For research use only
Isotype	IgG
Clonality	Polyclonal
MW	45
Expiration Date	12 months from date of receipt.



Western Blot analysis of various cells u...



Western Blot analysis of brain cells usi...



Western blot analysis of STK17B Antibody...