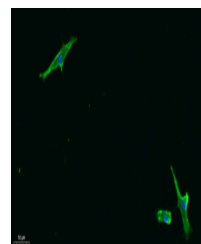


## Product Datasheet

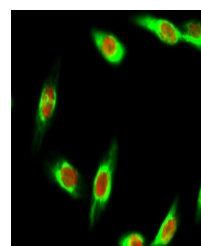
### Bak antibody (orb764621)

|                            |   |
|----------------------------|---|
| <b>Description</b>         | Rabbit polyclonal antibody to Bak   |
| <b>Species/Host</b>        | Rabbit  |
| <b>Reactivity</b>          | Human, Mouse  |
| <b>Conjugation</b>         | Unconjugated  |
| <b>Tested Applications</b> | ELISA, IF, IHC-P, WB  |
| <b>Immunogen</b>           | The antiserum was produced against synthesized peptide derived from human Bak. AA range:1-50  |
| <b>Preservatives</b>       | PBS with 0.02% sodium azide and 50% glycerol pH 7.4.  |
| <b>Concentration</b>       | 1 mg/ml   |
| <b>Storage</b>             | Maintain refrigerated at 2-8°C for up to 2 weeks. For long term storage store at -20°C in small aliquots to prevent freeze-thaw cycles. |
| <b>Note</b>                | For research use only   |
| <b>Isotype</b>             | IgG   |
| <b>Clonality</b>           | Polyclonal  |
| <b>MW</b>                  | 25  |
| <b>Expiration Date</b>     | 12 months from date of receipt.   |

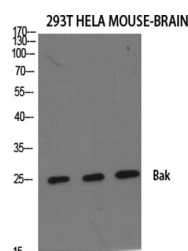


Immunofluorescence analysis of A549. 1,

...



Immunofluorescence analysis of HeLa cell...



Western Blot analysis of various cells u...