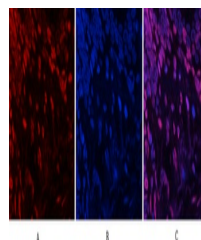


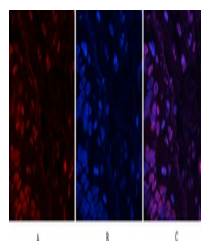
Product Datasheet

JNK1/2/3 (phospho-Tyr185) antibody (orb764374)

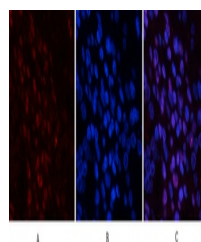
Description	Rabbit polyclonal antibody to JNK1/2/3 (phospho-Tyr185)
Species/Host	Rabbit
Reactivity	Human, Mouse, Rat
Conjugation	Unconjugated
Tested Applications	ELISA, IF, IHC-P, WB
Immunogen	The antiserum was produced against synthesized peptide derived from human SAPK/JNK around the phosphorylation site of Tyr185. AA range:151-200
Preservatives	PBS with 0.02% sodium azide and 50% glycerol pH 7.4.
Concentration	1 mg/ml
Storage	Maintain refrigerated at 2-8°C for up to 2 weeks. For long term storage store at -20°C in small aliquots to prevent freeze-thaw cycles.
Note	For research use only
Isotype	IgG
Clonality	Polyclonal
MW	45
Expiration Date	12 months from date of receipt.



Immunofluorescence analysis of human-lun...



Immunofluorescence analysis of human-lun...



Immunofluorescence analysis of human-sto...