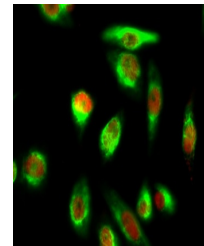


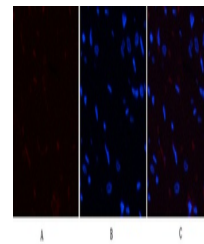
Product Datasheet

YAP (phospho-Ser127) antibody (orb764364)

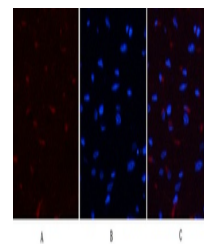
Description	Rabbit polyclonal antibody to YAP (phospho-Ser127)
Species/Host	Rabbit
Reactivity	Human, Monkey, Mouse, Rat
Conjugation	Unconjugated
Tested Applications	ELISA, IF, IHC-P, WB
Immunogen	The antiserum was produced against synthesized peptide derived from human YAP around the phosphorylation site of Ser127. AA range:93-142
Preservatives	PBS with 0.02% sodium azide and 50% glycerol pH 7.4.
Concentration	1 mg/ml
Storage	Maintain refrigerated at 2-8°C for up to 2 weeks. For long term storage store at -20°C in small aliquots to prevent freeze-thaw cycles.
Note	For research use only
Isotype	IgG
Clonality	Polyclonal
MW	65
Expiration Date	12 months from date of receipt.



Immunofluorescence analysis of HeLa cell...



Immunofluorescence analysis of rat-heart...



Immunofluorescence analysis of rat-heart...