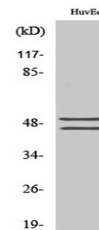


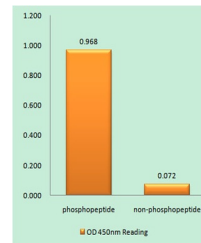
Product Datasheet

VASP (phospho-Ser157) antibody (orb764289)

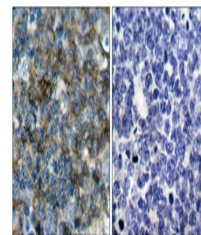
Description	Rabbit polyclonal antibody to VASP (phospho-Ser157)
Species/Host	Rabbit
Reactivity	Human, Monkey, Mouse, Rat
Conjugation	Unconjugated
Tested Applications	ELISA, IHC-P, WB
Immunogen	The antiserum was produced against synthesized peptide derived from human VASP around the phosphorylation site of Ser157. AA range:124-173
Preservatives	PBS with 0.02% sodium azide and 50% glycerol pH 7.4.
Concentration	1 mg/ml
Storage	Maintain refrigerated at 2-8°C for up to 2 weeks. For long term storage store at -20°C in small aliquots to prevent freeze-thaw cycles.
Note	For research use only
Isotype	IgG
Clonality	Polyclonal
MW	46+50
Expiration Date	12 months from date of receipt.



Western Blot analysis of various cells u...



Enzyme-Linked Immunosorbent Assay (Phosp...



Immunohistochemistry analysis of paraffi...