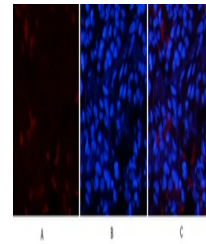


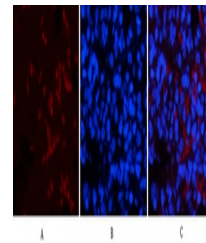
Product Datasheet

p53 (phospho-Thr18) antibody (orb764263)

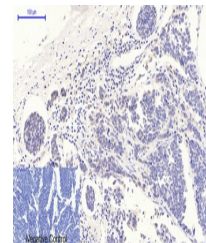
Description	Rabbit polyclonal antibody to p53 (phospho-Thr18)
Species/Host	Rabbit
Reactivity	Human, Mouse, Rat
Conjugation	Unconjugated
Tested Applications	ELISA, IF, IHC-P, WB
Immunogen	The antiserum was produced against synthesized peptide derived from human p53 around the phosphorylation site of Thr18. AA range:1-50
Preservatives	PBS with 0.02% sodium azide and 50% glycerol pH 7.4.
Concentration	1 mg/ml
Storage	Maintain refrigerated at 2-8°C for up to 2 weeks. For long term storage store at -20°C in small aliquots to prevent freeze-thaw cycles.
Note	For research use only
Isotype	IgG
Clonality	Polyclonal
MW	46
Expiration Date	12 months from date of receipt.



Immunofluorescence analysis of rat-lung ...



Immunofluorescence analysis of rat-lung ...



Immunohistochemical analysis of paraffin...