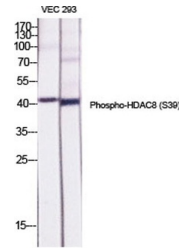


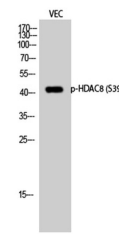
Product Datasheet

HDAC8 (phospho-Ser39) antibody (orb764200)

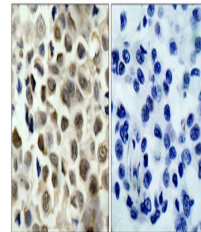
Description	Rabbit polyclonal antibody to HDAC8 (phospho-Ser39)
Species/Host	Rabbit
Reactivity	Human, Mouse, Rat
Conjugation	Unconjugated
Tested Applications	ELISA, IHC-P, WB
Immunogen	The antiserum was produced against synthesized peptide derived from human HDAC8 around the phosphorylation site of Ser39. AA range:5-54
Preservatives	PBS with 0.02% sodium azide and 50% glycerol pH 7.4.
Concentration	1 mg/ml
Storage	Maintain refrigerated at 2-8°C for up to 2 weeks. For long term storage store at -20°C in small aliquots to prevent freeze-thaw cycles.
Note	For research use only
Isotype	IgG
Clonality	Polyclonal
Expiration Date	12 months from date of receipt.



Western Blot analysis of various cells u...



Western Blot analysis of VEC cells using...



Immunohistochemistry analysis of paraffi...