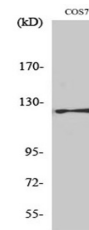


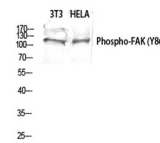
Product Datasheet

FAK (phospho-Tyr861) antibody (orb764187)

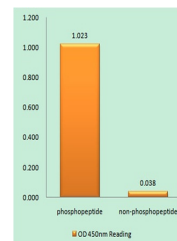
Description	Rabbit polyclonal antibody to FAK (phospho-Tyr861)
Species/Host	Rabbit
Reactivity	Human, Monkey, Mouse, Rat
Conjugation	Unconjugated
Tested Applications	ELISA, WB
Immunogen	The antiserum was produced against synthesized peptide derived from human FAK around the phosphorylation site of Tyr861. AA range:828-877
Preservatives	PBS with 0.02% sodium azide and 50% glycerol pH 7.4.
Concentration	1 mg/ml
Storage	Maintain refrigerated at 2-8°C for up to 2 weeks. For long term storage store at -20°C in small aliquots to prevent freeze-thaw cycles.
Note	For research use only
Isotype	IgG
Clonality	Polyclonal
MW	125
Expiration Date	12 months from date of receipt.



Western Blot analysis of various cells u...



Western blot analysis of 3T3 HELA lysis ...



Enzyme-Linked Immunosorbent Assay (Phosp...