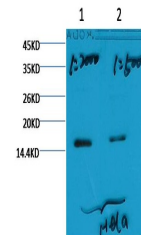


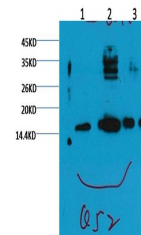
Product Datasheet

Histone H3 (tri methyl K79) antibody (orb763611)


Description	Mouse monoclonal antibody to Histone H3 (tri methyl K79)
Species/Host	Mouse
Reactivity	Human, Mouse, Rat
Conjugation	Unconjugated
Tested Applications	IHC, WB
Immunogen	Synthetic Peptide
Preservatives	PBS with 0.02% sodium azide and 50% glycerol pH 7.4. Store at -20°C. Avoid repeated freeze-thaw cycles.
Concentration	1mg/ml
Storage	Maintain refrigerated at 2-8°C for up to 2 weeks. For long term storage store at -20°C in small aliquots to prevent freeze-thaw cycles.
Note	For research use only
Isotype	IgG1
Clonality	Monoclonal
MW	15kDa
Uniprot ID	P68431
Entrez	8290
Dilution Range	WB 1:500-2,000 IP 1:200 IHC 1:200-500
Expiration Date	12 months from date of receipt.



Western blot analysis of HeLa with Histo...



Western blot analysis of 1) HeLa, 2) Rat...



1: Input: HeLa Cell Lysate 2: IP product...