


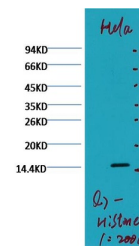
Product Datasheet

Histone H3 (di methyl K79) antibody (orb763609)


Description	Mouse monoclonal antibody to Histone H3 (di methyl K79)
Species/Host	Mouse
Reactivity	Human, Mouse, Rat
Conjugation	Unconjugated
Tested Applications	IHC, WB
Immunogen	Synthetic Peptide
Preservatives	PBS with 0.02% sodium azide and 50% glycerol pH 7.4. Store at -20°C. Avoid repeated freeze-thaw cycles.
Concentration	1mg/ml
Storage	Maintain refrigerated at 2-8°C for up to 2 weeks. For long term storage store at -20°C in small aliquots to prevent freeze-thaw cycles.
Note	For research use only
Isotype	IgG1
Clonality	Monoclonal
MW	15kDa
Uniprot ID	P68431
Entrez	8290
Dilution Range	WB 1:500-2,000 IHC 1:200-500
Expiration Date	12 months from date of receipt.



Western blot analysis of 293T with Histone...



Western blot analysis of HeLa with Histone...



Western blot analysis of 1) Rab Spleen, ...