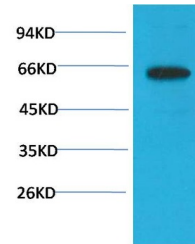


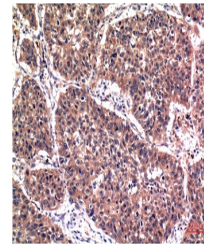
Product Datasheet

Phospho-Akt antibody (orb763557)

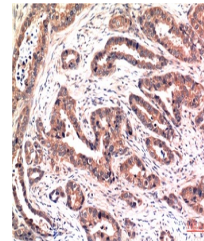
Description	Mouse monoclonal antibody to Phospho-Akt
Species/Host	Mouse
Reactivity	Human
Conjugation	Unconjugated
Tested Applications	IHC, WB
Immunogen	Synthetic Peptide
Preservatives	PBS with 0.02% sodium azide and 50% glycerol pH 7.4. Store at -20°C. Avoid repeated freeze-thaw cycles.
Concentration	1mg/ml
Storage	Maintain refrigerated at 2-8°C for up to 2 weeks. For long term storage store at -20°C in small aliquots to prevent freeze-thaw cycles.
Note	For research use only
Isotype	IgG1
Clonality	Monoclonal
MW	60kDa
Uniprot ID	P31749
Entrez	207
Dilution Range	WB 1:1,000-2,000 IHC 1:100-200
Expiration Date	12 months from date of receipt.



Western blot analysis of PC3 Cell Lysate...



Immunohistochemical analysis of paraffin...



Immunohistochemical analysis of paraffin...