
Product Datasheet

**TBP-1/PSMC3 Antibody (monoclonal, 4D3)
(orb763201)**

Description

TBP-1/PSMC3 Antibody (monoclonal, 4D3)

Species/Host

Mouse

Reactivity

Human, Mouse, Rat

Conjugation

Unconjugated

Tested Applications

FC, ICC, IF, IHC, WB

Immunogen

E.coli-derived human TBP-1/PSMC3 recombinant protein (Position: M1-A439).

Form/Appearance

Lyophilized

Concentration

Adding 0.2 ml of distilled water will yield a concentration of 500 µg/ml.

Storage

Maintain refrigerated at 2-8°C for up to 2 weeks. For long term storage store at -20°C in small aliquots to prevent freeze-thaw cycles.

Note

For research use only

Application notes

Tested Species: In-house tested species with positive results. Other applications have not been tested. Optimal dilutions should be determined by end users. Adding 0.2 ml of distilled water will yield a concentration of 500 µg/ml.

Isotype

Mouse IgG2b

Clonality

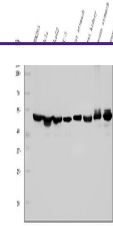
Monoclonal

MW

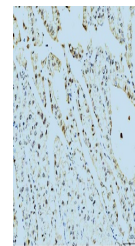
50 kDa

Uniprot ID
[P17980](#)
Expiration Date

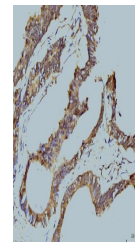
12 months from date of receipt.



Western blot analysis of TBP-1/PSMC3 using anti-T...



IHC analysis of TBP-1/PSMC3 using anti-T...



IHC analysis of TBP-1/PSMC3 using anti-T...