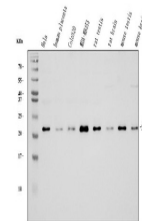


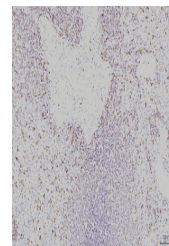
Product Datasheet

Rab11A Antibody (monoclonal, 4H9) (orb763197)

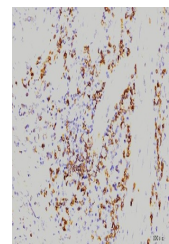
Description	Rab11A Antibody (monoclonal, 4H9)
Species/Host	Mouse
Reactivity	Human, Mouse, Rat
Conjugation	Unconjugated
Tested Applications	FC, ICC, IF, IHC, WB
Immunogen	A synthetic peptide corresponding to a sequence at the C-terminus of human Rab11A (171-211aa EIYRIVSQQMSDRRENDMSPSNNVPIHVPTTENKPKVQ), identical to the related mouse and rat sequences.
Form/Appearance	Lyophilized
Concentration	Adding 0.2 ml of distilled water will yield a concentration of 500 µg/ml.
Storage	Maintain refrigerated at 2-8°C for up to 2 weeks. For long term storage store at -20°C in small aliquots to prevent freeze-thaw cycles.
Note	For research use only
Application notes	Tested Species: In-house tested species with positive results. Other applications have not been tested. Optimal dilutions should be determined by end users. Adding 0.2 ml of distilled water will yield a concentration of 500 µg/ml.
Isotype	Mouse IgG2b
Clonality	Monoclonal
MW	22 kDa
Uniprot ID	P62491
Expiration Date	12 months from date of receipt.



Western blot analysis of Rab11A using anti-Rab11A antibody.



IHC analysis of Rab11A using anti-Rab11A antibody.



IHC analysis of Rab11A using anti-Rab11A antibody.