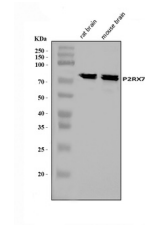


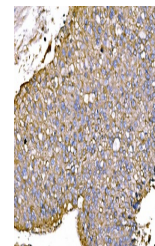
## Product Datasheet

### P2X7/P2RX7 Antibody (orb763184)

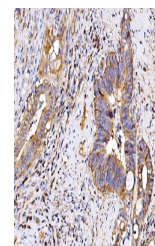
<b>Description</b>	P2X7/P2RX7 Antibody
<b>Species/Host</b>	Rabbit
<b>Reactivity</b>	Human, Mouse, Rat
<b>Conjugation</b>	Unconjugated
<b>Tested Applications</b>	ELISA, FC, IHC, WB
<b>Immunogen</b>	E.coli-derived human P2X7/P2RX7 recombinant protein (Position: S47-K311).
<b>Form/Appearance</b>	Lyophilized
<b>Concentration</b>	Adding 0.2 ml of distilled water will yield a concentration of 500 µg/ml.
<b>Storage</b>	Maintain refrigerated at 2-8°C for up to 2 weeks. For long term storage store at -20°C in small aliquots to prevent freeze-thaw cycles.
<b>Note</b>	For research use only
<b>Application notes</b>	Tested Species: In-house tested species with positive results. Other applications have not been tested. Optimal dilutions should be determined by end users. Adding 0.2 ml of distilled water will yield a concentration of 500 µg/ml.
<b>Isotype</b>	Rabbit IgG
<b>Clonality</b>	Polyclonal
<b>MW</b>	70 kDa
<b>Uniprot ID</b>	<a href="#">Q99572</a>
<b>Expiration Date</b>	12 months from date of receipt.



Western blot analysis of P2X7/P2RX7 using anti-P2X7/P2RX7 antibody.



IHC analysis of P2X7/P2RX7 using anti-P2X7/P2RX7 antibody.



IHC analysis of P2X7/P2RX7 using anti-P2X7/P2RX7 antibody.