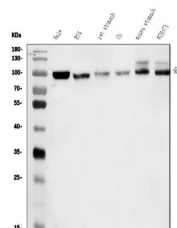


Product Datasheet

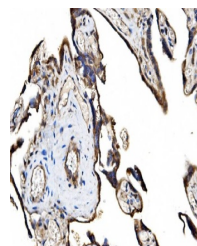
FAM129B/NIBAN2 Antibody (orb763183)

Description	FAM129B/NIBAN2 Antibody
Species/Host	Rabbit
Reactivity	Human, Mouse, Rat
Conjugation	Unconjugated
Tested Applications	ELISA, FC, IHC, WB
Immunogen	E.coli-derived human FAM129B/NIBAN2 recombinant protein (Position: K23-K561).
Form/Appearance	Lyophilized
Concentration	Adding 0.2 ml of distilled water will yield a concentration of 500 µg/ml.
Storage	Maintain refrigerated at 2-8°C for up to 2 weeks. For long term storage store at -20°C in small aliquots to prevent freeze-thaw cycles.
Note	For research use only
Application notes	Tested Species: In-house tested species with positive results. Other applications have not been tested. Optimal dilutions should be determined by end users. Adding 0.2 ml of distilled water will yield a concentration of 500 µg/ml.
Isotype	Rabbit IgG
Clonality	Polyclonal
MW	95 kDa
Uniprot ID	Q96TA1
Expiration Date	12 months from date of receipt.

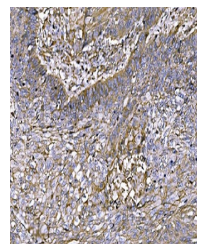


Western blot analysis of FAM129B/NIBAN2

...



IHC analysis of FAM129B/NIBAN2 using ant...



IHC analysis of FAM129B/NIBAN2 using ant...