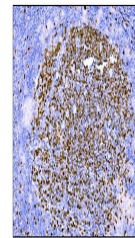


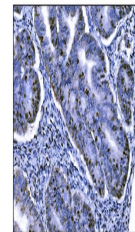
## Product Datasheet

### Ki67 Antibody (monoclonal, 5E12) (orb763091)

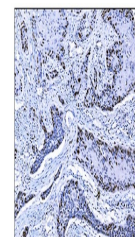
<b>Description</b>	Ki67 Antibody (monoclonal, 5E12)
<b>Species/Host</b>	Mouse
<b>Reactivity</b>	Human
<b>Conjugation</b>	Unconjugated
<b>Tested Applications</b>	FC, ICC, IF, IHC
<b>Immunogen</b>	E. coli-derived human Ki67 recombinant protein (Position: K2860-I3256).
<b>Form/Appearance</b>	Lyophilized
<b>Concentration</b>	Adding 0.2 ml of distilled water will yield a concentration of 500 µg/ml.
<b>Storage</b>	Store at -20°C for one year from date of receipt. After reconstitution, at 4°C for one month. It can also be aliquotted and stored frozen at -20°C for six months. Avoid repeated freeze-thaw cycles.
<b>Note</b>	For research use only
<b>Application notes</b>	Tested Species: In-house tested species with positive results. Other applications have not been tested. Optimal dilutions should be determined by end users. Add 0.2ml of distilled water will yield a concentration of 500ug/ml.
<b>Isotype</b>	Mouse IgG2b
<b>Clonality</b>	Monoclonal
<b>Uniprot ID</b>	<b>P46013</b>
<b>Expiration Date</b>	12 months from date of receipt.



IHC analysis of Ki67 using anti-Ki67 ant...



IHC analysis of Ki67 using anti-Ki67 ant...



IHC analysis of Ki67 using anti-Ki67 ant...