
Product Datasheet

Cytochrome P450 3A4/CYP3A4 Antibody (orb763029)

Description

Cytochrome P450 3A4/CYP3A4 Antibody

Species/Host

Rabbit

Reactivity

Human

Conjugation

Unconjugated

Tested Applications

ELISA, FC, WB

Immunogen

E.coli-derived human CYP3A4 recombinant protein (Position: L44-H267).

Form/Appearance

Lyophilized

Concentration

Adding 0.2 ml of distilled water will yield a concentration of 500 µg/ml.

Storage

Store at -20°C for one year from date of receipt. After reconstitution, at 4°C for one month. It can also be aliquotted and stored frozen at -20°C for six months. Avoid repeated freeze-thaw cycles.

Note

For research use only

Application notes

Tested Species: In-house tested species with positive results. Other applications have not been tested. Optimal dilutions should be determined by end users. Add 0.2ml of distilled water will yield a concentration of 500ug/ml.

Isotype

Rabbit IgG

Clonality


Polyclonal

MW

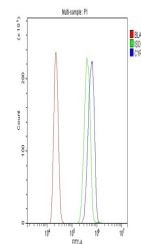
57 kDa

Uniprot ID
P08684
Expiration Date

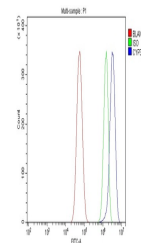
12 months from date of receipt.



Western blot analysis of Cytochrome P450...



Flow Cytometry analysis of HL-60 cells u...



Flow Cytometry analysis of U87 cells usi...