
Product Datasheet

Integrin alpha 3/ITGA3 Antibody (orb76135)

Description

Integrin alpha 3/ITGA3 Antibody

Species/Host

Rabbit

Reactivity

Human, Rat

Conjugation

Unconjugated

Tested Applications

FC, ICC, IF, IHC, WB

Immunogen

A synthetic peptide corresponding to a sequence at the N-terminus of human Integrin alpha 3 (51-67aa LFGYSVALHRQTERQQR), identical to the related rat and mouse sequences.

Form/Appearance

Lyophilized

Concentration

Adding 0.2 ml of distilled water will yield a concentration of 500 µg/ml.

Storage

Store at -20°C for one year from date of receipt. After reconstitution, at 4°C for one month. It can also be aliquotted and stored frozen at -20°C for six months. Avoid repeated freeze-thaw cycles.

Note

For research use only

Application notes

Tested Species: In-house tested species with positive results. Predicted Species: Species predicted to be fit for the product based on sequence similarities. By Heat: Boiling the paraffin sections in 10mM citrate buffer, pH6.0, for 20mins is required for the staining of formalin/paraffin sections. Other applications have not been tested. Optimal dilutions should be determined by end users. . Add 0.2ml of distilled water will yield a concentration of 500ug/ml.

Isotype

Rabbit IgG

Clonality

Polyclonal

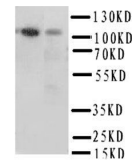
MW

116612 MW

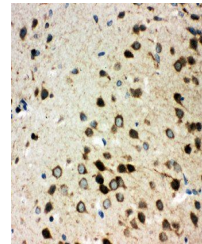
Uniprot ID
P26006
Expiration Date

12 months from date of receipt.

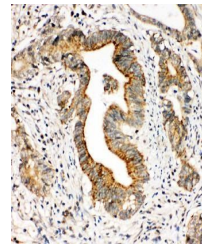
1 3



Western blot analysis of Lane 1: Rat Hea...



Immunohistochemical analysis of formalin...



Immunohistochemical analysis of formalin...