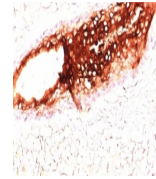

Product Datasheet

Cytokeratin 17 Antibody (orb750238)

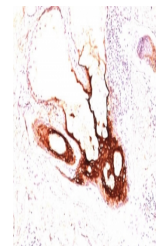
Description

Cytokeratin 17 (CK17) is a member of the Cytokeratin

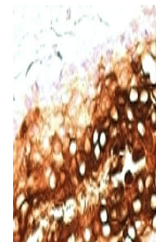
Species/Host	Mouse
Reactivity	Human
Conjugation	Unconjugated
Tested Applications	FACS, IHC-P, WB
Immunogen	A cytoskeletal fraction of rat colon epithelium was used as the immunogen for this Cytokeratin 17 antibody.
Preservatives	0.2 mg/ml in 1X PBS with 0.1 mg/ml rAlbumin (US sourced) and 0.05% sodium azide
Storage	Store the Cytokeratin 17 antibody at 2-8°C (with azide) or aliquot and store at -20°C or colder (without azide).
Note	For research use only
Application notes	Optimal dilution of the antibody should be determined by the researcher.
Formula	0.2 mg/ml in 1X PBS with 0.1 mg/ml BSA (US sourced) and 0.05% sodium azide
Isotype	Mouse IgG2b, kappa
Clonality	Monoclonal
Purity	Protein G affinity chromatography
Uniprot ID	Q04695
Hazard Information	This Cytokeratin 17 antibody is available for research use only.
Dilution Range	Western blot: 1-2ug/ml, Flow cytometry: 1-2ug/million cells, Immunohistochemistry (FFPE): 1-2ug/ml for 30 min at RT
Expiration Date	12 months from date of receipt.



IHC:
Formalin-fixed,
paraffin-embedded
h...



IHC:
Formalin-fixed,
paraffin-embedded
h...



IHC:
Formalin-fixed,
paraffin-embedded
h...