

---

## Product Datasheet

### CD34 Antibody Cocktail (orb749891)

**Description**

This antibody recognizes a carbohydrate epitope on a


**Species/Host**

Mouse

**Reactivity**

Human

**Conjugation**

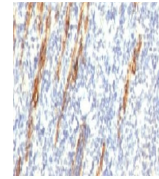
Unconjugated

**Tested Applications**

FACS, IF, IHC-P

**Immunogen**

A detergent solubilized vesicular suspension prepared from human term placenta (QBEnd/10) and recombinant full-length human protein (HPCA1/763) were used as the immunogen for the CD34 antibody cocktail.



IHC:  
Formalin-fixed,  
paraffin-embedded  
h...

**Preservatives**

0.2 mg/ml in 1X PBS with 0.1 mg/ml rAlbumin (US sourced) and 0.05% sodium azide

**Storage**

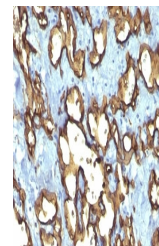
Store the CD34 antibody cocktail at 2-8°C (with azide) or aliquot and store at -20°C or colder (without azide).

**Note**

For research use only

**Application notes**

Optimal dilution of the CD34 antibody cocktail should be determined by the researcher.1. Staining of formalin-fixed tissues is enhanced by boiling tissue sections in 10mM Citrate buffer, pH 6.0, for 10-20 min followed by cooling at RT for 20 min.2. The prediluted format is supplied in a dropper bottle and is optimized for use in IHC. After epitope retrieval step (if required), drip mAb solution onto the tissue section and incubate at RT for 30 min.



IHC:  
Formalin-fixed,  
paraffin-embedded  
h...

**Formula**

0.2 mg/ml in 1X PBS with 0.1 mg/ml BSA (US sourced) and 0.05% sodium azide

**Isotype**

Mouse IgG1, lambda

**Clonality**

Monoclonal

**Purity**

Protein G affinity chromatography

**Uniprot ID**

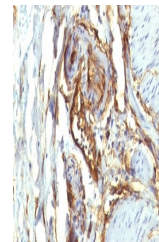
**P28906**

**Hazard Information**

This CD34 antibody cocktail is available for research use only.

**Dilution Range**

Flow cytometry: 0.5-1ug/million cells, Immunofluorescence: 0.5-1ug/ml, Immunohistochemistry (FFPE): 0.25-0.5ug/ml for 30 min at RT



IHC:  
Formalin-fixed,  
paraffin-embedded  
h...

**Expiration Date**

12 months from date of receipt.