

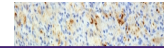
---

## Product Datasheet

### TNF alpha Antibody (orb749820)

**Description**

This mAb recognizes human 17-26kDa protein, which is


**Species/Host**

Mouse

**Reactivity**

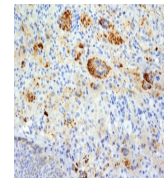
Human, Rat

**Conjugation**

Unconjugated

**Tested Applications**

FACS, IF, IHC-P



IHC: Formalin-fixed, paraffin-embedded h...

**Immunogen**

Recombinant full-length human protein was used as the immunogen for the TNF-alpha antibody.

**Preservatives**

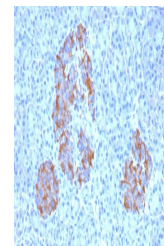
0.2 mg/ml in 1X PBS with 0.1 mg/ml rAlbumin (US sourced) and 0.05% sodium azide

**Storage**

Store the TNF-alpha antibody at 2-8°C (with azide) or aliquot and store at -20°C or colder (without azide).

**Note**

For research use only



IHC staining of FFPE human pancreas with...

**Application notes**

Optimal dilution of the TNF-alpha antibody should be determined by the researcher.1. Staining of formalin-fixed tissues requires boiling tissue sections in pH 9 10mM Tris with 1mM EDTA for 10-20 min followed by cooling at RT for 20 min.2. The prediluted format is supplied in a dropper bottle and is optimized for use in IHC. After epitope retrieval step (if required), drip mAb solution onto the tissue section and incubate at RT for 30 min.

**Formula**

0.2 mg/ml in 1X PBS with 0.1 mg/ml BSA (US sourced) and 0.05% sodium azide

**Isotype**

Mouse IgM, kappa

**Clonality**

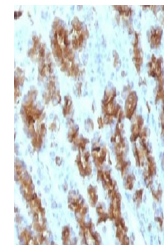
Monoclonal

**Purity**

PEG precipitation

**Uniprot ID**

**P01375**



IHC: Formalin-fixed, paraffin-embedded r...

**Hazard Information**

This TNF-alpha antibody is available for research use only.

**Dilution Range**

Flow cytometry: 1-2ug/million cells,Immunofluorescence: 1-2ug/ml,Immunohistochemistry (FFPE): 2-4ug/ml for 30 min at RT

**Expiration Date**

12 months from date of receipt.