

---

## Product Datasheet

### Beta-2 Microglobulin Antibody (orb749756)

**Description**

Recognizes a protein of 12kDa, identified as beta-2


**Species/Host**

Mouse

**Reactivity**

Human

**Conjugation**

Unconjugated

**Tested Applications**

FACS, IF, IHC-P, WB

**Immunogen**

Full length recombinant human protein was used as the immunogen for the Beta-2 Microglobulin antibody.

**Preservatives**

0.2 mg/ml in 1X PBS with 0.1 mg/ml rAlbumin (US sourced) and 0.05% sodium azide

**Storage**

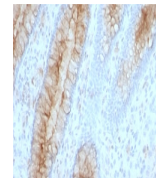
Store the Beta-2 Microglobulin antibody at 2-8°C (with azide) or aliquot and store at -20°C or colder (without azide).

**Note**

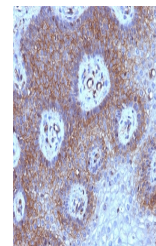
For research use only

**Application notes**

Optimal dilution of the Beta-2 Microglobulin antibody should be determined by the researcher.1. Staining of formalin/paraffin tissues requires boiling tissue sections in pH 9 10mM Tris with 1mM EDTA for 10-20 min followed by cooling at RT for 20 min.2. The prediluted format is supplied in a dropper bottle and is optimized for use in IHC. After epitope retrieval step (if required), drip mAb solution onto the tissue section and incubate at RT for 30 min.



IHC:  
Formalin-fixed,  
paraffin-embedded  
h...



IHC:  
Formalin-fixed,  
paraffin-embedded  
h...

**Formula**

0.2 mg/ml in 1X PBS with 0.1 mg/ml BSA (US sourced) and 0.05% sodium azide

**Isotype**

Mouse IgG2b, kappa

**Clonality**

Monoclonal

**Purity**

Protein G affinity chromatography

**Uniprot ID**

**P61769**

**Hazard Information**

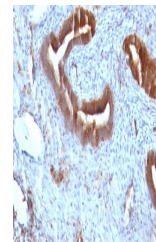
This Beta-2 Microglobulin antibody is available for research use only.

**Dilution Range**

Flow cytometry: 1-2ug/million cells,Immunofluorescence: 1-4ug/ml,Western blot: 1-2ug/ml,Immunohistochemistry (FFPE): 0.5-1ug/ml for 30 min at RT

**Expiration Date**

12 months from date of receipt.



IHC:  
Formalin-fixed,  
paraffin-embedded  
h...