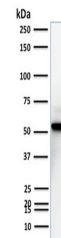


Product Datasheet

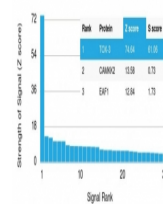
TOX3 Antibody (orb749531)

Description	It recognizes a 63kDa protein, which is identified as TOX3. It contains a high mobility group (HMG)-...
Species/Host	Mouse
Reactivity	Human
Conjugation	Unconjugated
Tested Applications	WB
Immunogen	A recombinant fragment (139 amino acid residues around aa 200-400) from the human protein was used as the immunogen for the TOX3 antibody.
Preservatives	0.2 mg/ml in 1X PBS with 0.1 mg/ml rAlbumin (US sourced) and 0.05% sodium azide
Storage	Store the TOX3 antibody at 2-8°C (with azide) or aliquot and store at -20°C or colder (without azide).
Note	For research use only
Application notes	Optimal dilution of the TOX3 antibody should be determined by the researcher.
Formula	0.2 mg/ml in 1X PBS with 0.1 mg/ml BSA (US sourced) and 0.05% sodium azide
Isotype	Mouse IgG2b, kappa
Clonality	Monoclonal
Purity	Protein G affinity chromatography
Uniprot ID	O15405
Hazard Information	This TOX3 antibody is available for research use only.
Dilution Range	Western blot: 1-2ug/ml
Expiration Date	12 months from date of receipt.

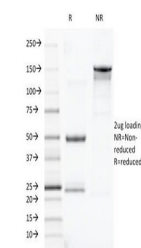


Western blot testing of human A431 cell ...

Human Protein Microarray Specificity Validation



Analysis of HuProt (TM) microarray conta...



SDS-PAGE analysis of purified, BSA-free ...