
Product Datasheet

Calponin 1 Antibody (orb749469)

Description

Multiple isoelectric variants of calponin have been

Species/Host

Mouse

Reactivity

Human, Rat

Conjugation

Unconjugated

Tested Applications

FACS, IF, IHC-P, WB

Immunogen

Crude human uterus extract was used as the immunogen for the Calponin antibody.

Preservatives

0.2 mg/ml in 1X PBS with 0.1 mg/ml rAlbumin (US sourced) and 0.05% sodium azide

Storage

Store the Calponin antibody at 2-8°C (with azide) or aliquot and store at -20°C or colder (without azide).

Note

For research use only

Application notes

Optimal dilution of the Calponin antibody should be determined by the researcher. 1. Staining of formalin-fixed tissues requires boiling tissue sections in 10mM Tris with 1mM EDTA, pH 9.0, for 10-20 min followed by cooling at RT for 20 min

Formula

0.2 mg/ml in 1X PBS with 0.1 mg/ml BSA (US sourced) and 0.05% sodium azide

Isotype

Mouse IgG1, kappa

Clonality

Monoclonal

Purity

Protein G affinity chromatography

Uniprot ID

P51911

Hazard Information


This Calponin antibody is available for research use only.

Dilution Range

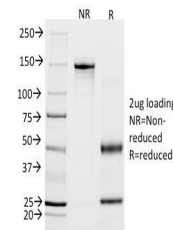
Flow cytometry: 1-2ug/million cells, Immunofluorescence: 1-2ug/ml, Western blot: 1-2ug/ml, Immunohistochemistry (FFPE): 1-2ug/ml for 30 min at RT

Expiration Date

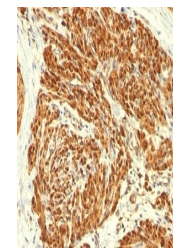
12 months from date of receipt.



Western blot testing of human endometriu...



SDS-PAGE Analysis of Purified, BSA-Free ...



IHC: Formalin-fixed, paraffin-embedded h...