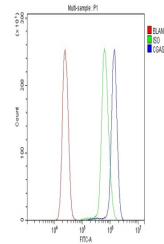


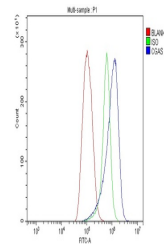
Product Datasheet

CGAS Antibody (orb745938)

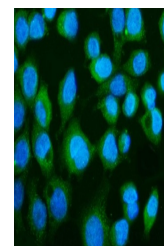
Description	CGAS Antibody
Species/Host	Rabbit
Reactivity	Human
Conjugation	Unconjugated
Tested Applications	ELISA, FC, ICC, IF, WB
Immunogen	E.coli-derived human CGAS recombinant protein (Position: L208-F522).
Form/Appearance	Lyophilized
Concentration	Adding 0.2 ml of distilled water will yield a concentration of 500 µg/ml.
Storage	Store at -20°C for one year from date of receipt. After reconstitution, at 4°C for one month. It can also be aliquotted and stored frozen at -20°C for six months. Avoid repeated freeze-thaw cycles.
Note	For research use only
Application notes	Tested Species: In-house tested species with positive results. Other applications have not been tested. Optimal dilutions should be determined by end users. Add 0.2ml of distilled water will yield a concentration of 500ug/ml.
Isotype	Rabbit IgG
Clonality	Polyclonal
MW	62 kDa
Uniprot ID	Q8N884
Expiration Date	12 months from date of receipt.



Flow Cytometry analysis of U937 cells us...



Flow Cytometry analysis of THP-1 cells u...



IF analysis of CGAS using anti-CGAS anti...