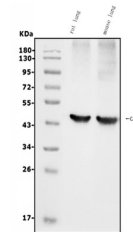


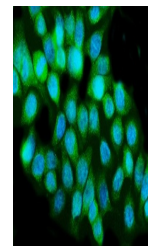
## Product Datasheet

# Caspase-5/CASP5 Antibody (orb745901)

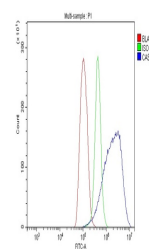
<b>Description</b>	Caspase-5/CASP5 Antibody
<b>Species/Host</b>	Rabbit
<b>Reactivity</b>	Human, Mouse, Rat
<b>Conjugation</b>	Unconjugated
<b>Tested Applications</b>	ELISA, FC, ICC, IF, IHC, WB
<b>Immunogen</b>	E.coli-derived human Caspase-5/CASP5 recombinant protein (Position: D137-N434).
<b>Form/Appearance</b>	Lyophilized
<b>Concentration</b>	Adding 0.2 ml of distilled water will yield a concentration of 500 µg/ml.
<b>Storage</b>	Store at -20°C for one year from date of receipt. After reconstitution, at 4°C for one month. It can also be aliquotted and stored frozen at -20°C for six months. Avoid repeated freeze-thaw cycles.
<b>Note</b>	For research use only
<b>Application notes</b>	Tested Species: In-house tested species with positive results. Other applications have not been tested. Optimal dilutions should be determined by end users. Add 0.2ml of distilled water will yield a concentration of 500ug/ml.
<b>Isotype</b>	Rabbit IgG
<b>Clonality</b>	Polyclonal
<b>MW</b>	50 kDa
<b>Uniprot ID</b>	<b>P51878</b>
<b>Expiration Date</b>	12 months from date of receipt.



Western blot analysis of Caspase-5/CASP5...



IF analysis of Caspase-5/CASP5 using ant...



Flow Cytometry analysis of THP-1 cells u...