
Product Datasheet

**RBPJK/RBPJ Antibody (monoclonal, 6G4)
(orb738406)**

Description

RBPJK/RBPJ Antibody (monoclonal, 6G4)

Species/Host

Mouse

Reactivity

Human, Mouse, Rat

Conjugation

Unconjugated

Tested Applications

FC, WB

Immunogen

E.coli-derived human RBPJK/RBPJ recombinant protein (Position: K41-Q467).

Form/Appearance

Lyophilized

Concentration

Adding 0.2 ml of distilled water will yield a concentration of 500 µg/ml.

Storage

Store at -20°C for one year from date of receipt. After reconstitution, at 4°C for one month. It can also be aliquotted and stored frozen at -20°C for six months. Avoid repeated freeze-thaw cycles.

Note

For research use only

Application notes

Tested Species: In-house tested species with positive results. Other applications have not been tested. Optimal dilutions should be determined by end users. Add 0.2ml of distilled water will yield a concentration of 500ug/ml.

Isotype

Mouse IgG2b

Clonality

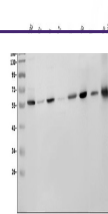
Monoclonal

MW

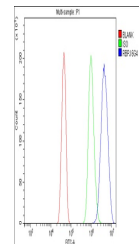
56 kDa

Uniprot ID
[Q06330](https://www.uniprot.org/uniprot/Q06330)
Expiration Date


12 months from date of receipt.



Western blot analysis of RBPJK/RBPJ usin...



Flow Cytometry analysis of HEPA1-6 cells...



Flow Cytometry analysis of U937 cells us...