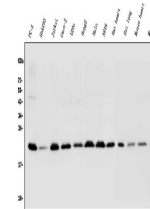


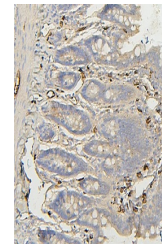
Product Datasheet

BAK/BAK1 Antibody (orb738368)

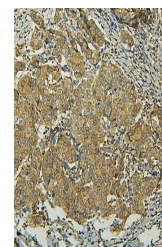
Description	BAK/BAK1 Antibody
Species/Host	Rabbit
Reactivity	Human, Mouse, Rat
Conjugation	Unconjugated
Tested Applications	ICC, IF, IHC, WB
Immunogen	A synthetic peptide corresponding to a sequence in the middle region of human BAK1 (74-95aa QVGRQLALIGDDINRRYDSEFQ), different from the related mouse and rat sequences by one amino acid.
Form/Appearance	Lyophilized
Concentration	Adding 0.2 ml of distilled water will yield a concentration of 500 µg/ml.
Storage	Store at -20°C for one year from date of receipt. After reconstitution, at 4°C for one month. It can also be aliquotted and stored frozen at -20°C for six months. Avoid repeated freeze-thaw cycles.
Note	For research use only
Application notes	Tested Species: In-house tested species with positive results. Other applications have not been tested. Optimal dilutions should be determined by end users. . Add 0.2ml of distilled water will yield a concentration of 500ug/ml.
Isotype	Rabbit IgG
Clonality	Polyclonal
MW	23409 MW
Uniprot ID	Q16611
Expiration Date	12 months from date of receipt.



Western blot analysis of BAK/BAK1 using ...



IHC analysis of BAK/BAK1 using anti-BAK/...



IHC analysis of BAK/BAK1 using anti-BAK/...