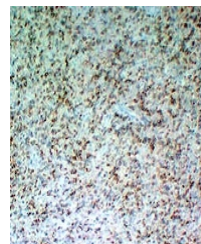


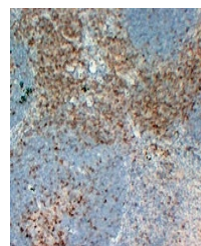
Product Datasheet

CD5 antibody (orb705488)

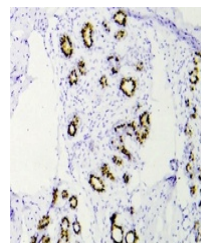
| | |
|----------------------------|---|
| Description | Mouse monoclonal antibody to CD5 |
| Species/Host | Mouse |
| Reactivity | Human |
| Conjugation | Unconjugated |
| Tested Applications | IH |
| Immunogen | KLH-conjugated synthetic peptide encompassing a sequence within human CD5. The exact sequence is proprietary. |
| Target | CD5 |
| Preservatives | Mouse IgG. Liquid in PBS containing 50% glycerol, 0.2% rAlbumin and 0.01% sodium azide. |
| Form/Appearance | Mouse IgG. Liquid in PBS containing 50% glycerol, 0.2% rAlbumin and 0.01% sodium azide. |
| Storage | Maintain refrigerated at 2-8°C for up to 2 weeks. For long term storage store at -20°C in small aliquots to prevent freeze-thaw cycles. |
| Note | For research use only |
| Clonality | Monoclonal |
| Source | Mouse |
| Uniprot ID | P06127 |
| Entrez | 921 |
| Dilution Range | IHC-P: 1:100-1:300 |
| Expiration Date | 12 months from date of receipt. |



Immunohistochemical analysis of CD5 stai...



Immunohistochemical analysis of CD5 stai...



Immunohistochemical analysis of CD5 stai...