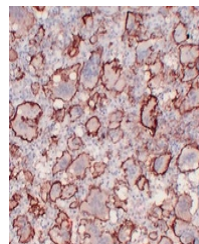


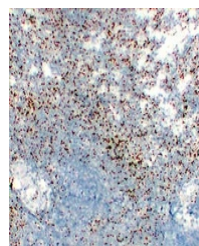
Product Datasheet

CD61 antibody (orb705427)

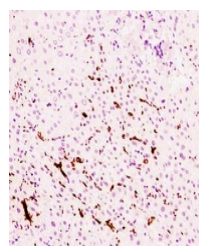
Description	Mouse monoclonal antibody to CD61
Species/Host	Mouse
Reactivity	Human
Conjugation	Unconjugated
Tested Applications	IH
Immunogen	KLH-conjugated synthetic peptide encompassing a sequence within human CD61. The exact sequence is proprietary.
Target	ITGB3
Preservatives	Mouse IgG. Liquid in PBS containing 50% glycerol, 0.2% rAlbumin and 0.01% sodium azide.
Form/Appearance	Mouse IgG. Liquid in PBS containing 50% glycerol, 0.2% rAlbumin and 0.01% sodium azide.
Storage	Maintain refrigerated at 2-8°C for up to 2 weeks. For long term storage store at -20°C in small aliquots to prevent freeze-thaw cycles.
Note	For research use only
Clonality	Monoclonal
Source	Mouse
Uniprot ID	P05106
Entrez	3690
Dilution Range	IHC-P: 1:100-1:300
Expiration Date	12 months from date of receipt.



Immunohistochemical analysis of CD61 staining in tissue.



Immunohistochemical analysis of CD61 staining in tissue.



Immunohistochemical analysis of CD61 staining in tissue.