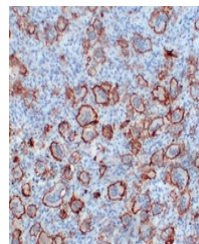


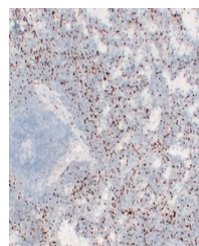
## Product Datasheet

### CD61 antibody (orb705401)

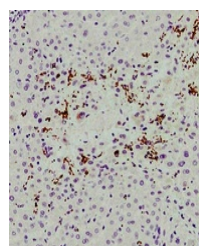
<b>Description</b>	Mouse monoclonal antibody to CD61
<b>Species/Host</b>	Mouse
<b>Reactivity</b>	Human
<b>Conjugation</b>	Unconjugated
<b>Tested Applications</b>	IH
<b>Immunogen</b>	KLH-conjugated synthetic peptide encompassing a sequence within human CD61. The exact sequence is proprietary.
<b>Target</b>	ITGB3
<b>Preservatives</b>	Mouse IgG1. Liquid in PBS containing 50% glycerol, 0.2% rAlbumin and 0.01% sodium azide.
<b>Form/Appearance</b>	Mouse IgG1. Liquid in PBS containing 50% glycerol, 0.2% rAlbumin and 0.01% sodium azide.
<b>Storage</b>	Maintain refrigerated at 2-8°C for up to 2 weeks. For long term storage store at -20°C in small aliquots to prevent freeze-thaw cycles.
<b>Note</b>	For research use only
<b>Clonality</b>	Monoclonal
<b>Source</b>	Mouse
<b>Uniprot ID</b>	<a href="#">P05106</a>
<b>Entrez</b>	<a href="#">3690</a>
<b>Dilution Range</b>	IHC-P: 1:100-1:300
<b>Expiration Date</b>	12 months from date of receipt.



Immunohistochemical analysis of CD61 staining in tissue sections.



Immunohistochemical analysis of CD61 staining in tissue sections.



Immunohistochemical analysis of CD61 staining in tissue sections.