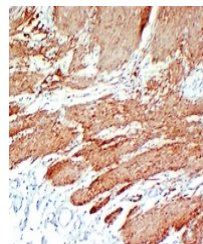


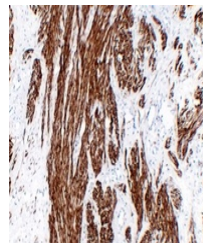
Product Datasheet

Calponin 1 antibody (orb705363)

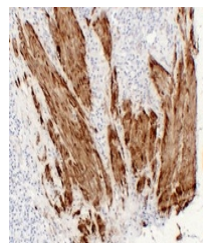
Description	Mouse monoclonal antibody to Calponin 1
Species/Host	Mouse
Reactivity	Human
Conjugation	Unconjugated
Tested Applications	IH
Immunogen	KLH-conjugated synthetic peptide encompassing a sequence within human Calponin 1. The exact sequence is proprietary.
Target	CNN1
Preservatives	Mouse IgG. Liquid in PBS containing 50% glycerol, 0.2% rAlbumin and 0.01% sodium azide.
Form/Appearance	Mouse IgG. Liquid in PBS containing 50% glycerol, 0.2% rAlbumin and 0.01% sodium azide.
Storage	Shipped at 4°C. Upon delivery aliquot and store at -20°C for one year. Avoid freeze/thaw cycles.
Note	For research use only
Clonality	Monoclonal
Source	Mouse
Uniprot ID	P51911
Entrez	1264
Dilution Range	IHC-P: 1:100-1:300
Expiration Date	12 months from date of receipt.



Immunohistochemical analysis of Calponin...



Immunohistochemical analysis of Calponin...



Immunohistochemical analysis of Calponin...