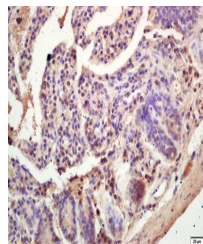


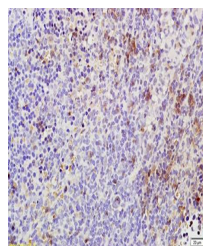
Product Datasheet

TAK1 (phospho-Thr184/187) antibody (orb7050)

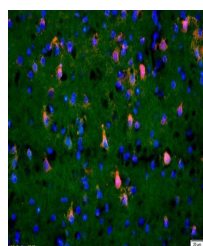
Description	TAK1 (phospho-Thr184/187) antibody
Species/Host	Rabbit
Reactivity	Human, Mouse, Rat
Conjugation	Unconjugated
Tested Applications	IF, IHC-P
Immunogen	KLH conjugated Synthesised phosphopeptide derived from human TAK1 around the phosphorylation site of Thr184/187 (IQ(p-T)HM(p-T)NN)
Target	Phospho-TAK1(Thr184 + Thr187)
Preservatives	0.01M TBS(pH7.4) with 1% rAlbumin, 0.03% Proclin300 and 50% Glycerol.
Form/Appearance	Liquid
Concentration	1mg/ml
Storage	Shipped at 4°C. Store at -20 °C for one year. Avoid repeated freeze/thaw cycles.
Note	For research use only
Isotype	IgG
Clonality	Polyclonal
MW	67 kDa
Uniprot ID	O43318
Dilution Range	IHC-P=1:50-1000, IF=1:100-500, IHC-F=1:50-1000, ELISA=1:1000-5000
Expiration Date	12 months from date of receipt.



Immunohistochemical analysis of paraffin...



IHC-P of rat spleen tissue (TAK1 (phosph...



Formalin-fixed and paraffin-embedded rat...