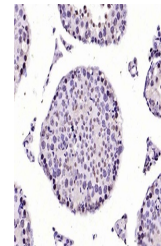


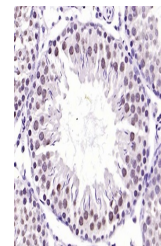
## Product Datasheet

### CAMK4 antibody (orb704319)

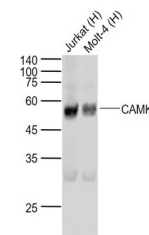
<b>Description</b>	CAMK4 antibody
<b>Species/Host</b>	Rabbit
<b>Reactivity</b>	Human, Mouse, Rat
<b>Conjugation</b>	Unconjugated
<b>Tested Applications</b>	IHC-P, WB
<b>Immunogen</b>	Recombinant protein corresponding to the C-terminus of human CAMK4
<b>Target</b>	CAMK4
<b>Preservatives</b>	0.01M TBS(pH7.4) with 1% rAlbumin, 0.03% Proclin300 and 50% Glycerol.
<b>Form/Appearance</b>	Liquid
<b>Concentration</b>	1mg/ml
<b>Storage</b>	Maintain refrigerated at 2-8°C for up to 2 weeks. For long term storage store at -20°C in small aliquots to prevent freeze-thaw cycles.
<b>Note</b>	For research use only
<b>Isotype</b>	IgG
<b>Clonality</b>	Recombinant
<b>MW</b>	55 kDa
<b>Uniprot ID</b>	<a href="#">Q16566</a>
<b>Dilution Range</b>	WB=1:500-2000, IHC-P=1:50-200
<b>Expiration Date</b>	12 months from date of receipt.



IHC-P analysis of mouse testis using CAMK4 antibody.



IHC-P analysis of rat testis using CAMK4 antibody.



Western blot: Lane 1: Jurkat (Human) Cell;...