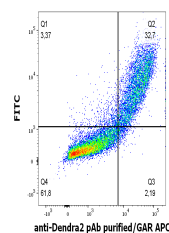


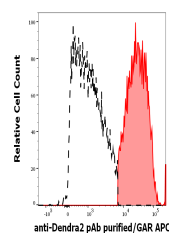
## Product Datasheet

### Dendra2 antibody (orb699857)

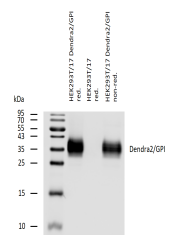
<b>Description</b>	Rabbit polyclonal antibody to Dendra2
<b>Reactivity</b>	All
<b>Conjugation</b>	Unconjugated
<b>Tested Applications</b>	FC, ICC, WB
<b>Immunogen</b>	Dendra2 tag
<b>Target</b>	Dendra2
<b>Preservatives</b>	Phosphate buffered saline (PBS), pH 7.4, 15 mM sodium azide
<b>Concentration</b>	1 mg/ml
<b>Storage</b>	Store at 2-8°C. Do not freeze.
<b>Note</b>	For research use only
<b>Application notes</b>	Western blotting: Recommended dilution: 1-2 µg/ml. Flow cytometry: Recommended dilution: 1-4 µg/ml. Extracellular and intracellular staining.
<b>Isotype</b>	Rabbit polyclonal
<b>Clonality</b>	Monoclonal
<b>Purity</b>	Purified by protein-A affinity chromatography.
<b>Dilution Range</b>	Western blotting: Recommended dilution: 1-2 µg/ml. Flow cytometry: Recommended dilution: 1-4 µg/ml. Extracellular and intracellular staining.
<b>Expiration Date</b>	12 months from date of receipt.



Flow cytometry surface staining pattern ...



Separation of HEK293T/17 cells transfected...



Western blotting analysis of Dendra2/GPI...