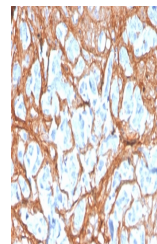


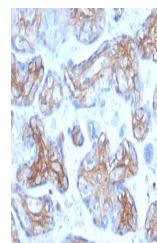
Product Datasheet

Periostin Antibody (orb699763)

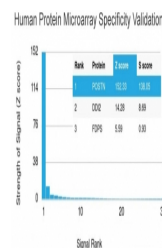
Description	Periostin (PN, POSTN), also designated osteoblast-specific factor 2 (OSF-2), is a disulfide linked p...
Species/Host	Mouse
Reactivity	Human
Conjugation	Unconjugated
Tested Applications	IHC-P
Immunogen	Recombinant full-length human protein was used as the immunogen for the Periostin antibody.
Preservatives	0.2 mg/ml in 1X PBS with 0.1 mg/ml rAlbumin (US sourced), 0.05% sodium azide
Storage	Store the Periostin antibody at 2-8°C (with azide) or aliquot and store at -20°C or colder (without azide).
Note	For research use only
Application notes	Optimal dilution of the Periostin antibody should be determined by the researcher.
Formula	0.2 mg/ml in 1X PBS with 0.1 mg/ml BSA (US sourced), 0.05% sodium azide
Isotype	Mouse IgG2b, kappa
Clonality	Monoclonal
Purity	Protein G affinity chromatography
Uniprot ID	Q15063
Hazard Information	This Periostin antibody is available for research use only.
Dilution Range	Immunohistochemistry (FFPE): 1-2ug/ml for 30 minutes at RT
Expiration Date	12 months from date of receipt.



IHC staining of FFPE human colon carcinoma...



IHC staining of FFPE human placenta with...



Analysis of HuProt (TM) microarray conta...