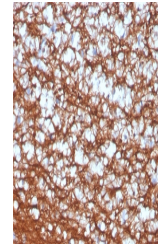


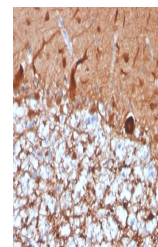
Product Datasheet

PGP9.5 / UchL1 Antibody (orb699720)


Description	This MAb reacts with a protein of 20-30kDa, identified as PGP9.5, also known as ubiquitin carboxyl-t...
Species/Host	Rabbit
Reactivity	Human
Conjugation	Unconjugated
Tested Applications	IHC-P, WB
Immunogen	Recombinant full-length human protein was used as the immunogen for the recombinant PGP9.5 antibody.
Preservatives	0.2 mg/ml in 1X PBS with 0.1 mg/ml rAlbumin (US sourced), 0.05% sodium azide
Storage	Store the recombinant PGP9.5 antibody at 2-8°C (with azide) or aliquot and store at -20°C or colder (without azide).
Note	For research use only
Application notes	Optimal dilution of the recombinant PGP9.5 antibody should be determined by the researcher.
Formula	0.2 mg/ml in 1X PBS with 0.1 mg/ml BSA (US sourced), 0.05% sodium azide
Isotype	Rabbit IgG
Clonality	Recombinant
Purity	Protein A affinity chromatography
Uniprot ID	P09936
Hazard Information	This recombinant PGP9.5 antibody is available for research use only.
Dilution Range	Western blot: 2-4ug/ml, Immunohistochemistry (FFPE): 1-2ug/ml for 30 minutes at RT
Expiration Date	12 months from date of receipt.



IHC staining of FFPE human cerebellum wi...



IHC staining of FFPE human cerebellum wi...



Western blot testing of human brain lysa...