
Product Datasheet

Prostein Antibody / SLC45A3 (orb699668)

Description

Human prostein is a 553 aa protein identified by cDNA


Species/Host

Rabbit

Reactivity

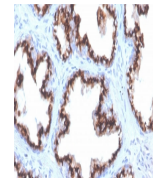
Human

Conjugation

Unconjugated

Tested Applications

IHC-P



IHC staining of FFPE human prostate carc...

Immunogen

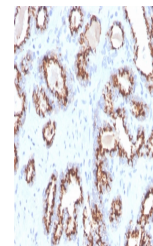
An N terminus region peptide from the human protein was used as the immunogen for the recombinant Prostein antibody.

Preservatives

0.2 mg/ml in 1X PBS with 0.1 mg/ml rAlbumin (US sourced), 0.05% sodium azide

Storage

Store the recombinant Prostein antibody at 2-8°C (with azide) or aliquot and store at -20°C or colder (without azide).



IHC staining of FFPE human prostate with...

Note

For research use only

Application notes

Optimal dilution of the recombinant Prostein antibody should be determined by the researcher.

Formula

0.2 mg/ml in 1X PBS with 0.1 mg/ml BSA (US sourced), 0.05% sodium azide

Isotype

Rabbit IgG

Clonality

Recombinant

Purity

Protein A affinity chromatography

Uniprot ID

[Q96JT2](#)

Hazard Information

This recombinant Prostein antibody is available for research use only.

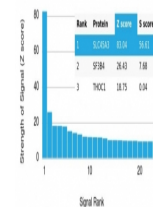
Dilution Range

Immunohistochemistry (FFPE): 1-2ug/ml for 30 minutes at RT

Expiration Date

12 months from date of receipt.

Human Protein Microarray Specificity Validation



Analysis of HuProt (TM) microarray conta...