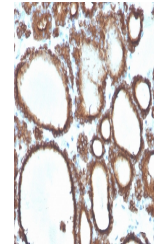


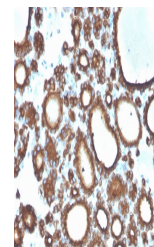
Product Datasheet

Thyroid Peroxidase Antibody (orb699657)

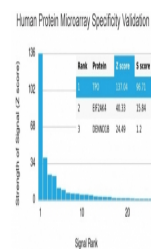
Description	Thyropoxidase (TPO) is a 933 amino acid, type I transmembrane glycoprotein that plays a key role i...
Species/Host	Mouse
Reactivity	Human
Conjugation	Unconjugated
Tested Applications	IHC-P
Immunogen	A portion of amino acids 685-804 from the human protein was used as the immunogen for the TPO antibody.
Preservatives	0.2 mg/ml in 1X PBS with 0.1 mg/ml rAlbumin (US sourced), 0.05% sodium azide
Storage	Store the TPO antibody at 2-8°C (with azide) or aliquot and store at -20°C or colder (without azide).
Note	For research use only
Application notes	Optimal dilution of the TPO antibody should be determined by the researcher.
Formula	0.2 mg/ml in 1X PBS with 0.1 mg/ml BSA (US sourced), 0.05% sodium azide
Isotype	Mouse IgG1, kappa
Clonality	Monoclonal
Purity	Protein G affinity chromatography
Uniprot ID	P07202
Hazard Information	This TPO antibody is available for research use only.
Dilution Range	Immunohistochemistry (FFPE): 1-2ug/ml for 30 minutes at RT
Expiration Date	12 months from date of receipt.



IHC staining of FFPE human thyroid carci...



IHC staining of FFPE human thyroid carci...



Analysis of HuProt (TM) microarray conta...