
Product Datasheet

APOAIV Antibody / Apolipoprotein A4 (orb699650)

Description

Apolipoproteins are protein components of plasma



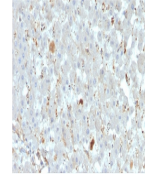
singl...

Species/Host Mouse

Reactivity Human

Conjugation Unconjugated

Tested Applications IHC-P



IHC staining of FFPE human liver carcino...

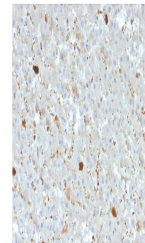
Immunogen A portion of amino acids 239-371 from the human protein was used as the immunogen for the APOAIV antibody.

Preservatives 0.2 mg/ml in 1X PBS with 0.1 mg/ml rAlbumin (US sourced), 0.05% sodium azide

Storage Store the APOAIV antibody at 2-8°C (with azide) or aliquot and store at -20°C or colder (without azide).

Note For research use only

Application notes Optimal dilution of the APOAIV antibody should be determined by the researcher.



IHC staining of FFPE human liver with AP...

Formula 0.2 mg/ml in 1X PBS with 0.1 mg/ml BSA (US sourced), 0.05% sodium azide

Isotype Mouse IgG2b, kappa

Clonality Monoclonal

Purity Protein G affinity chromatography

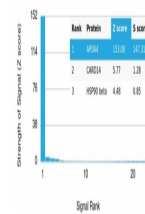
Uniprot ID [P06727](#)

Hazard Information This APOAIV antibody is available for research use only.

Dilution Range Immunohistochemistry (FFPE): 1-2ug/ml for 30 minutes at RT

Expiration Date 12 months from date of receipt.

Human Protein Microarray Specificity Validation



Analysis of HuProt (TM) microarray conta...