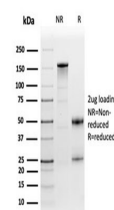


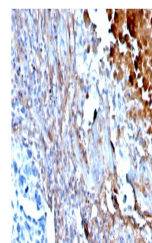
Product Datasheet

FN1 Antibody / Fibronectin (orb699643)

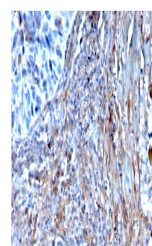
Description	Fibronectins are disulfide-linked, dimeric glycoproteins of ~440kDa. They possess at least four bind...
Species/Host	Mouse
Reactivity	Human
Conjugation	Unconjugated
Tested Applications	ELISA, IHC-P
Immunogen	A portion of amino acids 467-595 from the human protein was used as the immunogen for the Fibronectin antibody.
Preservatives	0.2 mg/ml in 1X PBS with 0.1 mg/ml rAlbumin (US sourced), 0.05% sodium azide
Storage	Store the Fibronectin antibody at 2-8°C (with azide) or aliquot and store at -20°C or colder (without azide).
Note	For research use only
Application notes	Optimal dilution of the Fibronectin antibody should be determined by the researcher.
Formula	0.2 mg/ml in 1X PBS with 0.1 mg/ml BSA (US sourced), 0.05% sodium azide
Isotype	Mouse IgG2b, kappa
Clonality	Monoclonal
Purity	Protein G affinity chromatography
Uniprot ID	P02751
Hazard Information	This Fibronectin antibody is available for research use only.
Dilution Range	ELISA: order Ab without BSA for coating, Immunohistochemistry (FFPE): 1-2ug/ml for 30 minutes at RT
Expiration Date	12 months from date of receipt.



SDS-PAGE analysis of purified, BSA-free ...



IHC staining of FFPE human lung with Fib...



IHC staining of FFPE human lung with Fib...