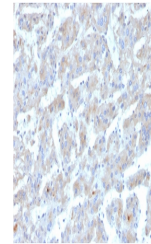


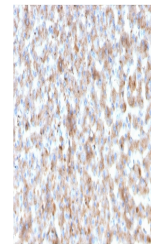
Product Datasheet

APOB Antibody / Apolipoprotein B (orb699569)

Description	Post-transcriptional editing of apolipoprotein B (apoB) mRNA is regulated by APOBEC1 (also designate...
Species/Host	Mouse
Reactivity	Human
Conjugation	Unconjugated
Tested Applications	IHC-P
Immunogen	A portion of amino acids 592-689 from the human protein was used as the immunogen for the APOB antibody.
Preservatives	0.2 mg/ml in 1X PBS with 0.1 mg/ml rAlbumin (US sourced), 0.05% sodium azide
Storage	Store the APOB antibody at 2-8°C (with azide) or aliquot and store at -20°C or colder (without azide).
Note	For research use only
Application notes	Optimal dilution of the APOB antibody should be determined by the researcher.
Formula	0.2 mg/ml in 1X PBS with 0.1 mg/ml BSA (US sourced), 0.05% sodium azide
Isotype	Mouse IgG2b, kappa
Clonality	Monoclonal
Purity	Protein G affinity chromatography
Uniprot ID	P04114
Hazard Information	This APOB antibody is available for research use only.
Dilution Range	Immunohistochemistry (FFPE): 1-2ug/ml for 30 minutes at RT
Expiration Date	12 months from date of receipt.

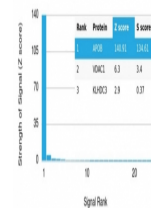


IHC staining of FFPE human liver with AP...



IHC staining of FFPE human liver with AP...

Human Protein Microarray Specificity Validation



Analysis of HuProt (TM) microarray conta...