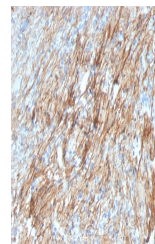


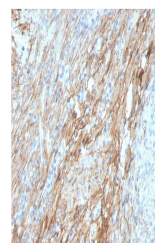
## Product Datasheet

### FN1 Antibody / Fibronectin (orb699544)

<b>Description</b>	Fibronectins are disulfide-linked, dimeric glycoproteins of ~440kDa. They possess at least four bind...
<b>Species/Host</b>	Mouse
<b>Reactivity</b>	Human
<b>Conjugation</b>	Unconjugated
<b>Tested Applications</b>	ELISA, IHC-P
<b>Immunogen</b>	A portion of amino acids 467-595 from the human protein was used as the immunogen for the Fibronectin antibody.
<b>Preservatives</b>	0.2 mg/ml in 1X PBS with 0.1 mg/ml rAlbumin (US sourced), 0.05% sodium azide
<b>Storage</b>	Store the Fibronectin antibody at 2-8°C (with azide) or aliquot and store at -20°C or colder (without azide).
<b>Note</b>	For research use only
<b>Application notes</b>	Optimal dilution of the Fibronectin antibody should be determined by the researcher.
<b>Formula</b>	0.2 mg/ml in 1X PBS with 0.1 mg/ml BSA (US sourced), 0.05% sodium azide
<b>Isotype</b>	Mouse IgG, kappa
<b>Clonality</b>	Monoclonal
<b>Purity</b>	Protein G affinity chromatography
<b>Uniprot ID</b>	<b>P02751</b>
<b>Hazard Information</b>	This Fibronectin antibody is available for research use only.
<b>Dilution Range</b>	ELISA: order Ab without BSA for coating, Immunohistochemistry (FFPE): 1-2ug/ml for 30 minutes at RT
<b>Expiration Date</b>	12 months from date of receipt.

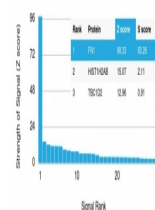


IHC staining of FFPE human lung with Fib...



IHC staining of FFPE human lung with Fib...

Human Protein Microarray Specificity Validation



Analysis of HuProt (TM) microarray conta...