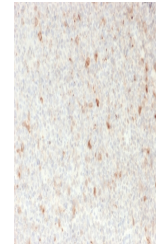


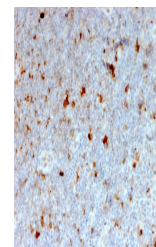
Product Datasheet

OX40 Antibody / CD134 (orb699522)

Description	This MAb recognizes a protein of 43kDa, identified as OX40, which is also known as CD134.OX40 is a t...
Species/Host	Mouse
Reactivity	Human
Conjugation	Unconjugated
Tested Applications	IHC-P
Immunogen	A portion of amino acids 59-205 from the human protein was used as the immunogen for the OX40 antibody.
Preservatives	0.2 mg/ml in 1X PBS with 0.1 mg/ml rAlbumin (US sourced), 0.05% sodium azide
Storage	Store the OX40 antibody at 2-8°C (with azide) or aliquot and store at -20°C or colder (without azide).
Note	For research use only
Application notes	Optimal dilution of the OX40 antibody should be determined by the researcher.
Formula	0.2 mg/ml in 1X PBS with 0.1 mg/ml BSA (US sourced), 0.05% sodium azide
Isotype	Mouse IgG1, kappa
Clonality	Monoclonal
Purity	Protein G affinity chromatography
Uniprot ID	P43489
Hazard Information	This OX40 antibody is available for research use only.
Dilution Range	Immunohistochemistry (FFPE): 1-2ug/ml for 30 minutes at RT
Expiration Date	12 months from date of receipt.

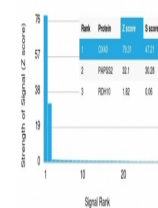


IHC staining of FFPE human lymph node wi...



IHC staining of FFPE human lymph node wi...

Human Protein Microarray Specificity Validation



Analysis of HuProt (TM) microarray conta...