


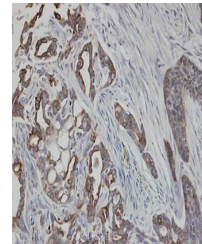
## Product Datasheet

### Cytokeratin 2e antibody (orb69765)

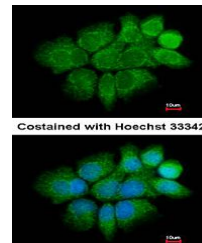
<b>Description</b>	Cytokeratin 2e antibody
<b>Species/Host</b>	Rabbit
<b>Reactivity</b>	Human
<b>Conjugation</b>	Unconjugated
<b>Tested Applications</b>	IF, IHC, WB
<b>Storage</b>	Store at -20°C for long term preservation (recommended). Store at 4°C for short term use.
<b>Note</b>	For research use only
<b>Clonality</b>	Recombinant
<b>Uniprot ID</b>	<b>P35908</b>
<b>Expiration Date</b>	12 months from date of receipt.



Western Blot analysis of A:A431 whole ce...



Immunohistochemical analysis of formalin...



Confocal immunofluorescence analysis of ...