


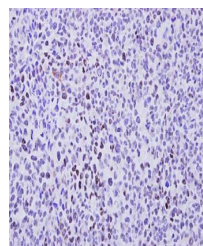
## Product Datasheet

### cyclin T2 antibody (orb69757)

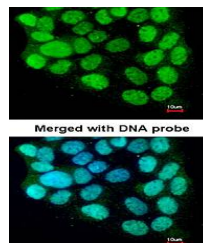
|                            |   |
|----------------------------|---|
| <b>Description</b>         | cyclin T2 antibody  |
| <b>Species/Host</b>        | Rabbit  |
| <b>Reactivity</b>          | Human   |
| <b>Conjugation</b>         | Unconjugated  |
| <b>Tested Applications</b> | IF, IHC, WB   |
| <b>Storage</b>             | Store at -20°C for long term preservation (recommended). Store at 4°C for short term use. |
| <b>Note</b>                | For research use only   |
| <b>Clonality</b>           | Recombinant   |
| <b>Uniprot ID</b>          | <b>O60583</b>   |
| <b>Expiration Date</b>     | 12 months from date of receipt.   |



Western Blot analysis of A:HepG2 whole c...



Immunohistochemical analysis of formalin...



Confocal immunofluorescence analysis of ...