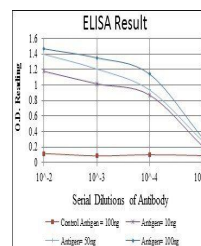


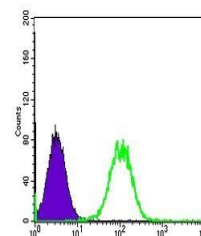
Product Datasheet

MAP3K5 Antibody (orb69439)

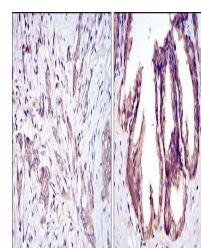
Description	Mouse monoclonal antibody to MAP3K5
Species/Host	Mouse
Reactivity	Human
Conjugation	Unconjugated
Tested Applications	ELISA, FC, ICC, IHC
Immunogen	Purified recombinant fragment of human MAP3K5 expressed in E. Coli.
Preservatives	Ascitic fluid containing 0.03% sodium azide.
Concentration	1mg/ml
Storage	Maintain refrigerated at 2-8°C for up to 2 weeks. For long term storage store at -20°C in small aliquots to prevent freeze-thaw cycles.
Note	For research use only
Isotype	Mouse IgG1
Clonality	Monoclonal
MW	55kDa
Entrez	4217
Dilution Range	IHC: 1/200 - 1/1000; ICC: 1/200 - 1/1000; RCM: 1/200 - 1/400; ELISA: 1/10000
Expiration Date	12 months from date of receipt.



Line graph illustrates about the Ag-Ab r...



Flow cytometric analysis of Hela cells u...



Immunohistochemical analysis of paraffin...