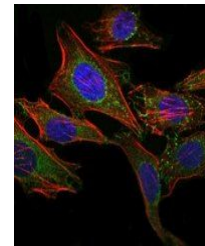


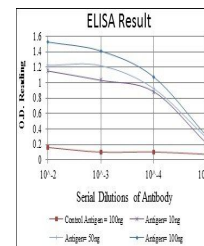
Product Datasheet

ABCG2 Antibody (orb69433)

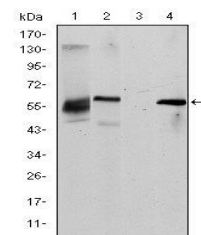
Description	Mouse monoclonal antibody to ABCG2
Species/Host	Mouse
Reactivity	Human, Monkey, Mouse
Conjugation	Unconjugated
Tested Applications	ELISA, ICC, WB
Immunogen	Purified recombinant fragment of human ABCG2 expressed in E. Coli.
Preservatives	Ascitic fluid containing 0.03% sodium azide.
Concentration	1mg/ml
Storage	Maintain refrigerated at 2-8°C for up to 2 weeks. For long term storage store at -20°C in small aliquots to prevent freeze-thaw cycles.
Note	For research use only
Isotype	Mouse IgG1
Clonality	Monoclonal
MW	72kDa
Entrez	9429
Dilution Range	WB: 1/500 - 1/2000; ICC: 1/200 - 1/1000; ELISA: 1/10000
Expiration Date	12 months from date of receipt.



Immunofluorescence analysis of HeLa cell...



Line graph illustrates about the Ag-Ab r...



Western blot analysis of HepG2 (Lane1), ...