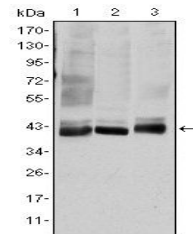


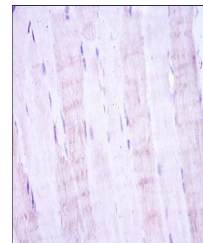
Product Datasheet

MAP2K4 Antibody (orb69382)

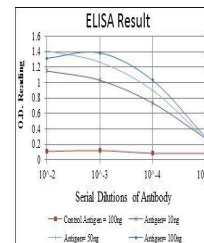
Description	Mouse monoclonal antibody to MAP2K4
Species/Host	Mouse
Reactivity	Human
Conjugation	Unconjugated
Tested Applications	ELISA, FC, IHC, WB
Immunogen	Purified recombinant fragment of human MAP2K4 expressed in E. Coli.
Preservatives	Ascitic fluid containing 0.03% sodium azide.
Concentration	1mg/ml
Storage	Maintain refrigerated at 2-8°C for up to 2 weeks. For long term storage store at -20°C in small aliquots to prevent freeze-thaw cycles.
Note	For research use only
Isotype	Mouse IgG1
Clonality	Monoclonal
MW	42kDa
Entrez	6416
Dilution Range	WB: 1/500 - 1/2000; IHC: 1/200 - 1/1000; RCM: 1/200 - 1/400; ELISA: 1/10000
Expiration Date	12 months from date of receipt.



Western blot analysis of HepG2 (Lane1), ...



Immunohistochemical analysis of paraffin...



Line graph illustrates about the antigen...