


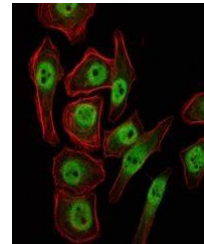
Product Datasheet

KDM4A Antibody (orb69301)

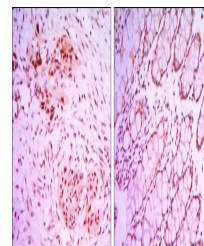
Description	Mouse monoclonal antibody to KDM4A
Species/Host	Mouse
Reactivity	Human
Conjugation	Unconjugated
Tested Applications	ELISA, ICC, IHC
Immunogen	Purified recombinant fragment of human KDM4A expressed in E. Coli.
Preservatives	Ascitic fluid containing 0.03% sodium azide.
Concentration	1mg/ml
Storage	Maintain refrigerated at 2-8°C for up to 2 weeks. For long term storage store at -20°C in small aliquots to prevent freeze-thaw cycles.
Note	For research use only
Isotype	Mouse IgG1
Clonality	Monoclonal
MW	120kDa
Entrez	9682
Dilution Range	IHC: 1/200 - 1/1000; ICC: 1/200 - 1/1000; ELISA: 1/10000
Expiration Date	12 months from date of receipt.



Western blot analysis of HEK293 (Lane1) ...



Immunofluorescence analysis of NTERA-2 C...



Immunohistochemical analysis of paraffin...